

QUALITY

Winnebago RVs are designed and built around you, with superior craftsmanship, advanced manufacturing technologies and steel-focused construction to enhance safety and reliability.

INNOVATION

From groundbreaking RVs to game-changing features to the spacious floorplans made possible by our SmartSpace™ design, our heritage is unrivaled for continuous industry firsts in vehicle technology and design.

SERVICE

Our carefully chosen dealers are supported by factory training and our advanced parts supply system, while owners benefit from excellent real-world customer support as well as 24/7 access to online technical information.



©2021 Winnebago Printed in USA 02/2302/23



## Let's go!

The best-selling camper van in North America, the Winnebago® Travato®, brings its can-do capability to adventure seekers of all types, and with features that make life on the go even easier and more comfortable.

- » Engineered for extended-season camping\*
- » Efficient heating and cooling systems
- » Convenient, accessible storage
- » Fuel-efficient with daily driver capability
- » Available Pure<sup>3</sup> Advanced Energy System

**WINNEBAGO**





# Meet the Travato

The 21' Travato is available in four floorplans, including two with the Pure<sup>3</sup> Advanced Energy System, which uses safe, dependable automotive-grade technology to extend off-grid stays without a generator or electrical hookup.

And the adventures don't have to end when the seasons change, thanks to extensive insulation, above-floor waterlines, heated tanks and available dual-pane acrylic insulated windows.\*



- 1 RAM PROMASTER® CHASSIS WITH 280-HP 3.6L V6**  
Fuel-efficient and easy to drive, with plenty of power
- 2 AVAILABLE DUAL PANE ACRYLIC INSULATED WINDOWS**  
Provides additional thermal and acoustic insulation
- 3 POWERED PATIO AWNING**  
With LED lighting and Bluetooth® control
- 4 SIDE SCREEN DOOR WITH MAGNETIC CLOSURES**  
Keep bugs out and let the breeze flow through
- 5 TRUMA COMBI® ECO-PLUS**  
Uses propane and/or electricity to efficiently provide hot water and coach heat
- 6 REAR ANNEX**  
The rod-mounted privacy curtain adds living space in camp

\*Winnebago recommends following the winter use guidelines and winterization procedures outlined in your owner's manual whenever camping in freezing conditions.





#### PURE<sup>3</sup> ENERGY MANAGEMENT SYSTEM

- » More than 9,000 watt-hours of usable power (over 12,000 with optional energy pack)
- » Dedicated auxiliary alternator powered by the chassis engine
- » Includes 3,200-watt inverter and Bluetooth® control module



#### PLUMBING SYSTEM

- » Weather-protected waterlines and heated tanks for colder-weather camping
- » Water panel centralizes control valves, connection points and exterior wash station
- » Eco-Hot® water system conserves water and provides instant hot water



#### HVAC SYSTEM

- » Centralized panel location for all coach systems
- » Efficient Truma Combi® Eco Plus heating system runs off propane or electricity if available
- » Ultra-quiet Coleman®-Mach® 10 NDQ air conditioner with directional vents and built-in thermostat, conveniently operable using the smartphone app





## Innovative Features Make The Most Of Every Square Inch

### 1. Cab

An inflatable bed, supported by the cab seats, can be deployed to comfortably accommodate overnight guests.

### 2. Dinette

The 59G and 59GL offer dinette seating with 3-point seat belts while all floorplans feature an adjustable, movable table.

### 3. Galley

The galley is fully equipped with a compressor-driven refrigerator, propane or induction cooktop, microwave or microwave/convection oven, and stainless steel sink set in the beautiful Corian® countertop.

### 4. Bedroom

The redesigned corner bed (59G and 59GL) is roomier and lighter, allowing easier access to the under-bed storage. The 59K and 59KL's Flex Bed system quickly converts to a larger bed, and also provides easy access to the below-bed passenger-side storage.

### 5. Wet Bath

The convenient wet bath includes a fold-down or stainless steel sink, Oxygenics® showerhead, toilet with foot pedal and sprayer, medicine cabinet and powered roof vent.

### 6. Rear Annex


The rear annex extends your living space and can be used for hanging wet gear or clothing, as an outdoor shower, an impromptu awning, or a myriad of other uses.



59G



59GL



59K



59KL

Dotted lines denote overhead storage areas. Blue dashed lines denote sleeping areas. Floorplans are representations only and are subject to change. Please contact a certified Winnebago dealer for more information.








With its advanced technology and long list of standard features, the Travato makes every trip more comfortable, more enjoyable and more memorable.





#### CAB SAFETY FEATURES

The Travato features the latest Ram ProMaster safety features, including Blind Spot Monitoring and Crosswind Assist, plus a Digital Rearview Mirror that offers real-time video stream of the road behind you.



#### SWING-ARM MOUNTED SWIVEL TABLE

The sleek pedestal in the lounge includes pop-up power outlet, RAM® Mount assist handle to securely attach a variety of electronics, making it the perfect mobile workspace.



#### WINNSLEEP SYSTEM

All floorplans feature our plush, cool and comfortable WinnSleep™ system, combining a superior mattress with a European suspension system that increases comfort, relieves pressure and improves air circulation under the mattress.



WINNEBAGO

TRAVATO

Specifications

WEIGHTS & MEASURES	59G	59GL	59K	59KL
Exterior Length	21'	21'	21'	21'
Exterior Height¹	9'4"	9'4"	9'4"	9'4"
Exterior Width	6'9"	6'9"	6'9"	6'9"
Awning Length	13'	13'	13'	13'
Interior Height	6'3"	6'3"	6'3"	6'3"
Interior Width	6'2"	6'2"	6'2"	6'2"
Freshwater Tank Capacity² (gal.)	18	18	18	18
Water Heater Capacity (gal.)	2.6*	2.6*	2.6*	2.6*
Holding Tank Capacity — Black/Gray (gal.)²	11/14	11/14	12/13	12/12
LP Capacity³ (lbs.)	25	25	25	25
Fuel Capacity (gal.)	24	24	24	24
GCWR⁴ (lbs.)	12,000	12,000	12,000	12,000
GVWR (lbs.)	9,350	9,350	9,350	9,350
GAWR - Front (lbs.)	4,629	4,629	4,629	4,629
GAWR - Rear (lbs.)	5,291	5,291	5,291	5,291
Wheelbase	159"	159"	159"	159"
* Quick recovery Truma Combi™ water/coach heater system runs on LP and/or 110-volt electric (includes 2-850-watt heating elements)				

## Chassis

Ram ProMaster® 280-hp, 3.6L V6 gas engine, 9-speed automatic 62TE transmission, 180-amp. alternator  
4-wheel ABS brakes  
Stylized aluminum wheels  
Trailer hitch⁴ 3,500-lb. drawbar/350-lb. maximum vertical tongue weight

## Cab Conveniences

Radio/Rearview monitor system  
Cab seats adjustable headrest, and slide/swivel/recline  
Airbags driver and passenger front, side curtain, side seat bolster  
Cruise control  
3-point seat belts  
Electric power steering  
Power mirrors w/defrost and turn signal  
Power door locks w/remote  
Power windows  
12-volt powerpoints  
Sunvisors  
Front and cab window privacy panels  
Carpet floor mat  
Appliqué package  
SuperSprings® SumoSprings® (front and rear)  
Digital rearview mirror  
Crosswind assist  
Passive entry  
Push button start  
Traffic sign assist

Full-speed forward collision warning plus Pedestrian automatic emergency braking system  
Post collision braking

## OPTIONAL EQUIPMENT

Cab seats w/Ultraleather® covering

## Interior

24" HDTV and Bluetooth® soundbar  
Amplified digital TV antenna  
LED ceiling lights  
Blackout cassette shades  
Soft vinyl ceiling  
Tinted coach windows  
Systems monitor panel  
Deluxe powered ventilator fan w/rain cover  
Removable/adjustable table  
Below floor storage  
Anything Keeper™ drop down storage baskets  
RAM® Tough-Track™ Mounts throughout  
Reading lights  
Roof wiring access port  
Dinette seating w/3-point seat belts (59G, 59GL)  
Insulated rear window zipper coverings  
Pedestal w/pop-up outlets and mount for table  
Gear bag pocket storage (59G, 59GL)

## OPTIONAL EQUIPMENT

Dual-pane acrylic windows w/screen and blackout cassette shades  
Woven floor mat  
Front cab air mattress 30" x 65" w/support base, cordless pump, repair kit and storage bag

## Galley

Corian® countertop  
Flip-up countertop extension (59G, 59GL)  
Microwave oven w/touch controls  
2-burner range top w/glass cover and heat shield (59G, 59K)  
Single burner induction cooktop (59GL, 59KL)  
Single door compressor-driven refrigerator/freezer 12-volt (59K, 59KL)  
Two-door compressor-driven refrigerator/freezer 12-volt (59G, 59GL)  
Stainless steel sink w/Corian cover  
Cold water filtration system (galley)  
Spice rack  
Pull-out countertop extension (59K, 59KL)

## Bath

Flexible showerhead  
Medicine cabinet  
Mirror  
Fold-down sink (59K, 59KL)  
Toilet w/foot pedal and sprayer  
Shower curtain  
Shower package w/showerpan  
Shower w/wall surround (59G, 59GL)  
Stainless steel round sink (59G, 59GL)  
Towel bar  
Tissue holder  
Sliding tambour bath door (59G, 59GL)  
Two-piece sliding door (59K, 59KL)  
Powered roof vent  
Wardrobe cabinet (59K,59KL)

## Bedroom

Double bed w/WinnSleep™ system and support leg/step (59G, 59GL)  
Twin beds w/WinnSleep system and storage below passenger side (59K, 59KL)  
Flex Bed kit (59K, 59KL)

## Exterior

Rod and privacy screen (provided for rear annex)  
Powered patio awning w/LED lighting and Bluetooth control  
Porch light w/interior switch  
Driver's side service light  
Assist bar w/integrated RAM® Tough-Track™ Mount (sliding entrance door)  
Assist bar (rear entrance door)  
Rear door latch convenience strap  
Side screen door w/magnetic closures  
Rear screen door  
Aluminum running boards w/logoe tread, ground-effect lighting and pet loop attachment

## OPTIONAL EQUIPMENT

Bike rack  
Movable ladder  
Luggage rack

## Heating & Cooling System

Coleman®-Mach® 10 NDO air conditioner w/directional vents, Bluetooth® control and built-in thermostat with auto mode  
Truma Combi® Eco Plus Heating System w/two 850-watt heating elements

## Electrical System

Pure³ Energy Management System (59GL, 59KL)  
3-module lithium-ion energy pack, 3,200-watt inverter, Bluetooth control module, energy pack heating system and a second dedicated alternator powered by the chassis engine  
2,800-watt Cummins Onan® QG gas generator (59G, 59K)  
AC/DC load center, 45-amp. converter/charger  
Auxiliary start circuit  
2 deep-cycle Group 31 batteries (59G, 59K) (AGM maintenance-free)  
Coach battery disconnect system  
Automatic dual-battery charge control  
30-amp. power cord  
Exterior TV jack  
Exterior AC/DC receptacle  
Energy Management System  
215-watt solar panels solar charge controller w/junction box and plugs for additional solar panels  
1,000-watt pure sine wave inverter (59G, 59K)

## OPTIONAL EQUIPMENT

Pure³ Energy Management System (59GL, 59KL)  
4-module lithium-ion energy pack, 3,200-watt inverter, Bluetooth control module, energy pack heating system and a second dedicated alternator powered by the chassis engine

## Plumbing System

Eco-Hot® water system  
LPG accessory connection (patio area)  
Water center control panel includes all control valves, connection points and exterior wash station w/pump switch  
10' sewer hose  
Winterization Package w/labeling, water heater bypass valve and siphon tube  
On-demand water pump  
Permanent-mount LP tank w/gauge  
Macerator pump (59G, 59GL gray tank only)  
Holding tank flushing system  
Heated drainage system

## Safety

LP, smoke, and carbon monoxide detectors  
Fire extinguisher  
Ground fault interrupter  
Fog lamps

## Warranty⁵

12-month/24,000-mile basic warranty⁶

### FOOTNOTES







1. The height of each model is measured to the top of the tallest standard feature and is based on the curb weight of a typically equipped unit. The actual height of your vehicle may vary by several inches depending on chassis or equipment variations. Please contact your dealer for further information.
2. Capacities are based on measurements prior to tank installation. Slight capacity variations can result due to installation applications.
3. Capacities shown are tank manufacturer's listed water capacity (W.C.). Actual filled LP capacity is 80% of listing due to overfilling prevention device on tank.
4. Actual towing capacity is dependent on your particular loading and towing circumstances which includes the GVWR, GAWR, and GCWR, as well as adequate trailer brakes. Please refer to the Operator's Manual of your vehicle for further towing information.
5. See separate chassis warranty.
6. See your dealer for complete warranty information.

NA Not Available




Not all items available in combination. See dealer for details.

Because features, specifications, equipment, and options may vary from those highlighted in this brochure, the buyer is responsible for confirming with the dealer the features, specifications, equipment, and options included on their specific vehicle. In addition, Winnebago's program of continuous product improvement may result in changes to vehicle specifications, equipment, model availability, and price without notice.

## DECOR BLEU

		
Ultraleather	Ultrafabrics Accent (G, GL)	Bed Cover (K, KL)
		
Corian Countertop	Wall Board	Vinyl Flooring

## WITH YOUR CHOICE OF CABINETRY

		
Walnut	Walnut and White	Weathered Teak

## EXTERIORS



BRIGHT WHITE



BRIGHT WHITE DELUXE



DEEP CHERRY



DEEP CHERRY DELUXE



CERAMIC GRAY



CERAMIC GRAY DELUXE



## What do you need to know before you go?

You'll find the answers to these and many more questions in the Travato Video Library, a collection of informative and how-to videos that explains pretty much everything you need to know about the Travato

From adjusting seats and lowering (or raising) the bed, to operating major systems, to plumbing and electrical basics — it's all here in the Travato Video Library.

## Travato Video Library



Scan the QR code with your smartphone camera to access the Video Library and learn more about the Travato.

